

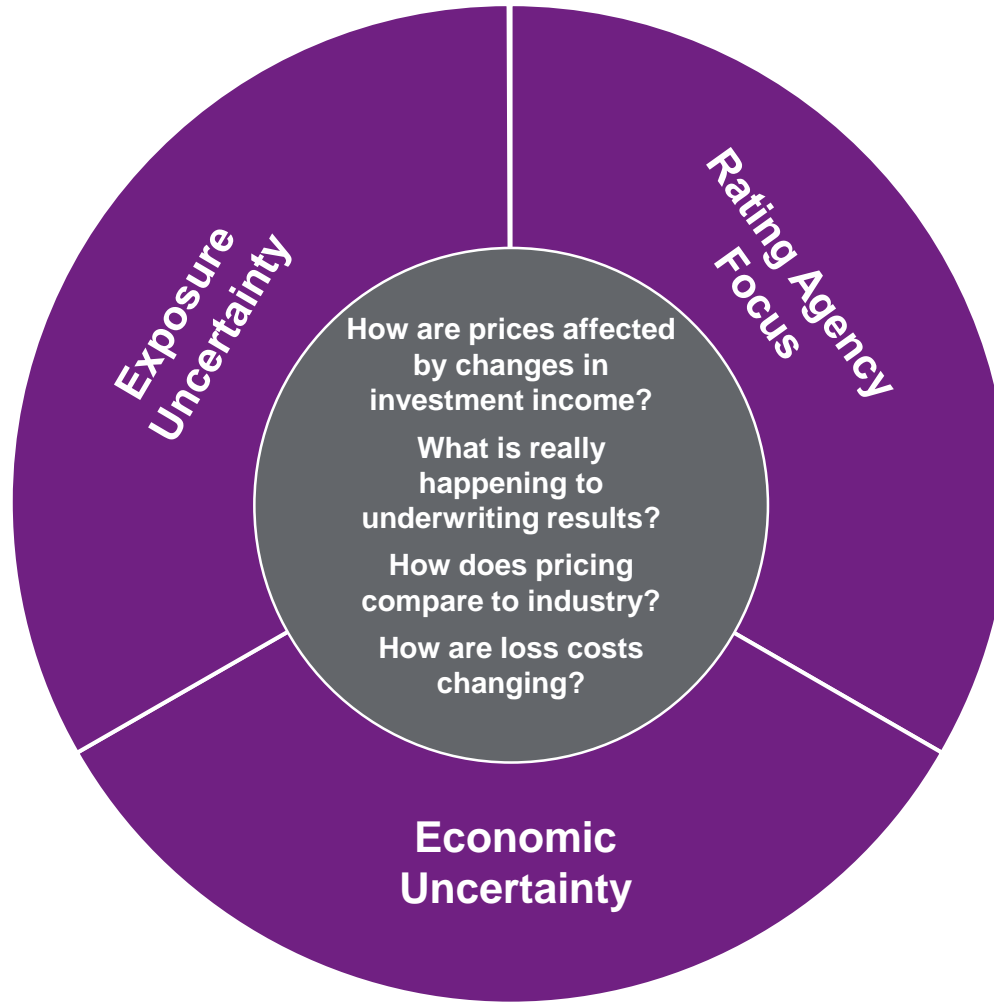
Surveying commercial insurance

Pricing and profitability

2019 Q3 update

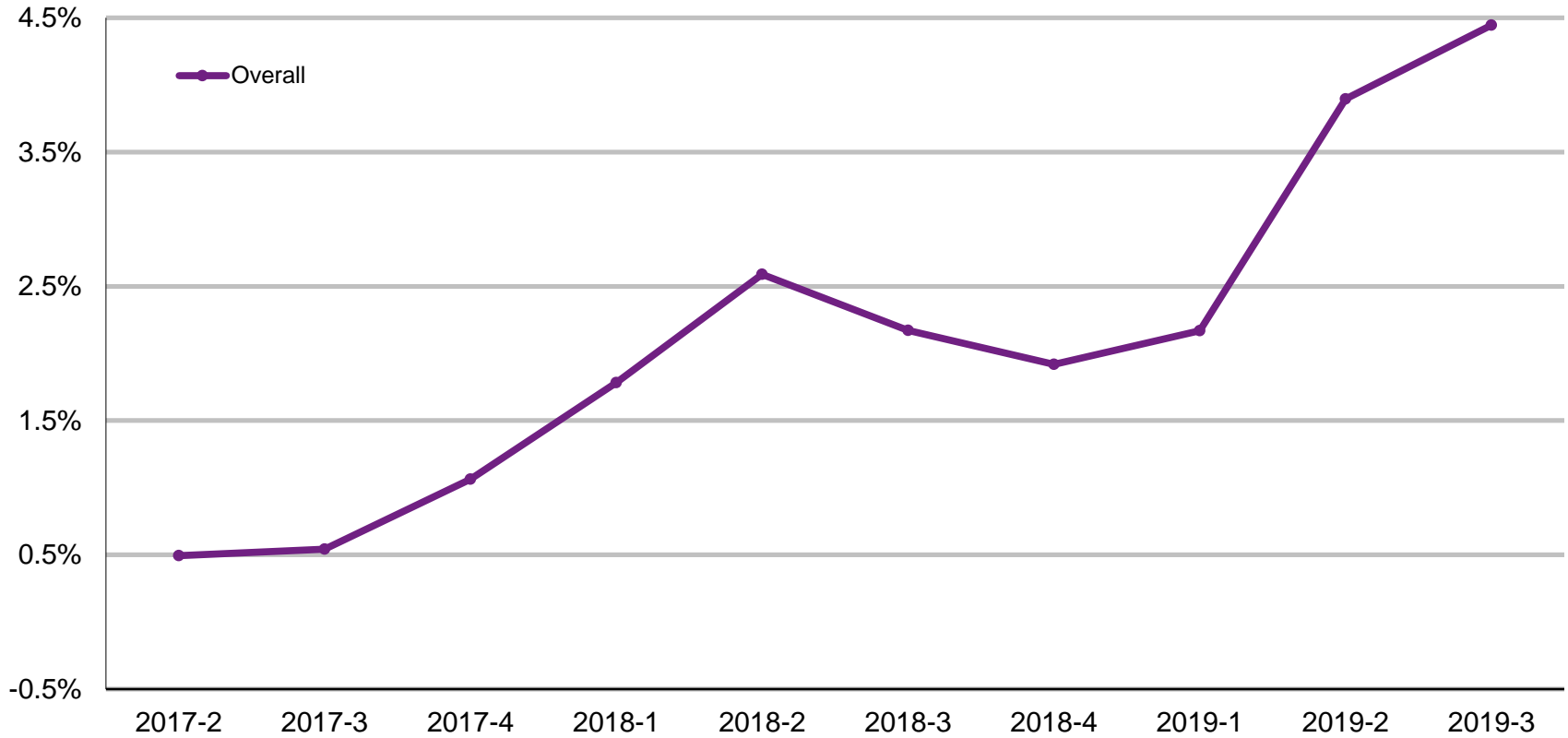


Now more than ever, price monitoring is key



Price changes trending up in recent quarters

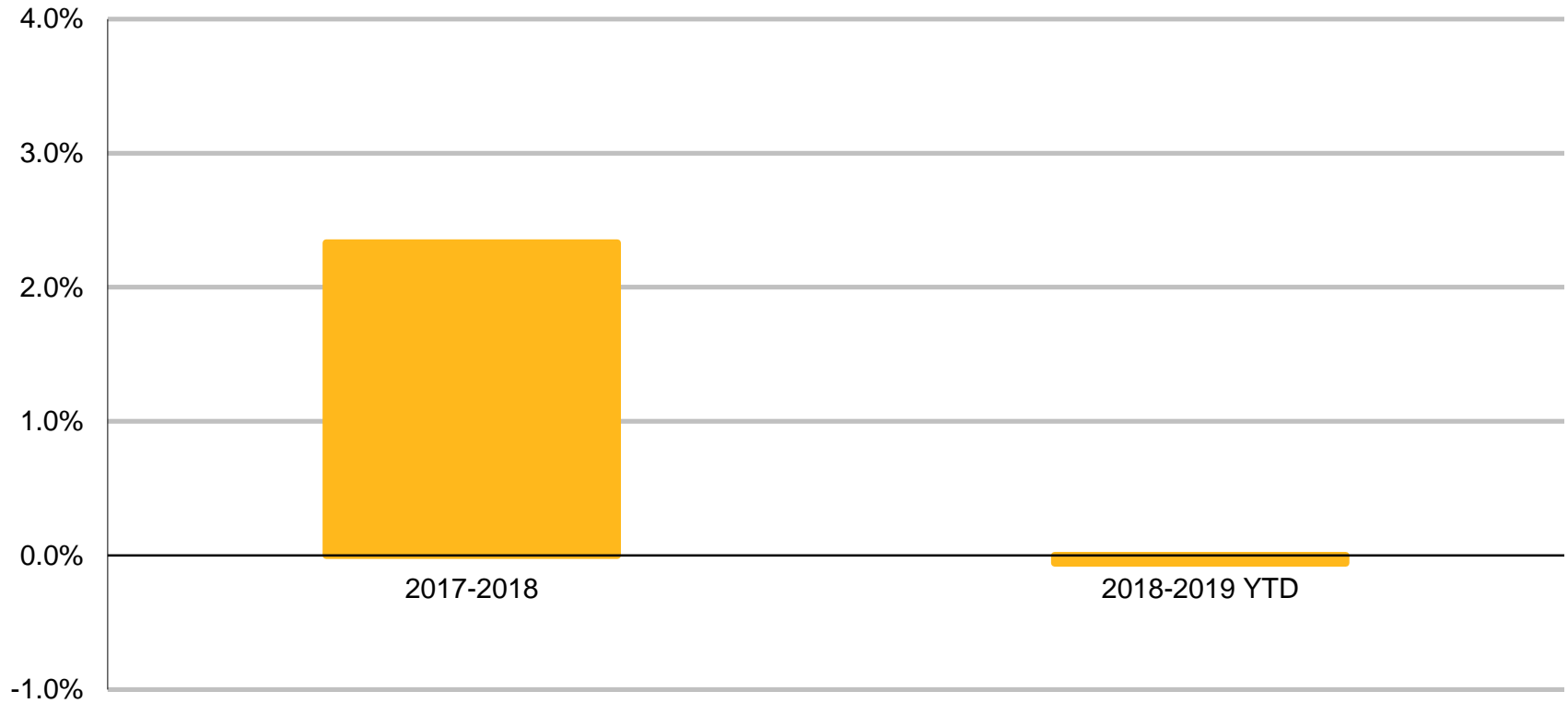
Year-Over-Year Price Level Change



Source: 2019 Q3 CLIPS.

Preliminary loss ratios stable in 2019, though highly uncertain through three quarters

Change in Earned Loss Ratios



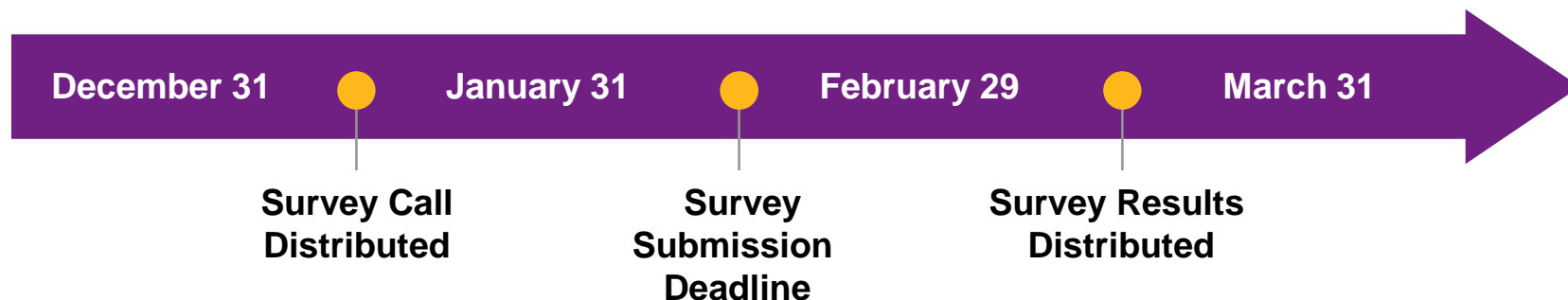
Source: 2019 Q3 CLIPS.

In this context, reliable information on how your company compares to the marketplace is crucial

- CLIPS is Willis Towers Watson's U.S. commercial lines pricing and profitability survey
- Information comes directly from carriers
- Data-based
- Free
- Confidential
- Only participants receive the detailed survey results

CLIPS gives participants more and better historical information on pricing and profitability

- We collect information from participating companies each quarter
 - Estimated price changes by quarter for the last two years
 - Year-over-year percentage changes
 - Including the effects of coverage changes as well as rates
 - Including new business if available
 - Estimated increases in loss costs by year for the last two years
- We deliver customized summary results back to the participants



Submitted data are reviewed for reasonableness and consistency but not audited

CLIPS information is collected and reported at line of business and account size level

Small Commercial*	Middle Market Commercial	Large Account Commercial	Specialty Commercial Lines
Workers' compensation	Workers' compensation	Workers' compensation	Professional liability
Auto liability	<ul style="list-style-type: none"> ▪ First dollar 	<ul style="list-style-type: none"> ▪ First dollar 	<ul style="list-style-type: none"> ▪ Medical
Auto physical damage	<ul style="list-style-type: none"> ▪ LDD and excess 	<ul style="list-style-type: none"> ▪ LDD and excess 	<ul style="list-style-type: none"> ▪ Lawyers
Package CMP/BOP	Auto liability	Commercial auto	<ul style="list-style-type: none"> ▪ Architects and engineers
Commercial property	Auto physical damage	<ul style="list-style-type: none"> ▪ First dollar 	<ul style="list-style-type: none"> ▪ Other
General/products liability	Package CMP/BOP	<ul style="list-style-type: none"> ▪ LDD and excess 	Directors and officers liability
Excess/umbrella liability	Commercial property	Commercial property	Employment practices liability
	Business interruption	Business interruption	Surety bonds
	General/products liability	General/products liability	<ul style="list-style-type: none"> ▪ Contract
	Excess/umbrella liability	Excess/umbrella liability	<ul style="list-style-type: none"> ▪ Other

*By region.

Investment analysts use CLIPS to take the pulse of the industry

“...Willis Towers Watson’s survey takes the commercial lines writers’ view (what they have done with pricing and how that impacts profitability). We think the Willis Towers Watson survey will be a better benchmark for investors (and management).”

— Insurance industry investment analyst, quoting CLIPS results shortly after launch

Current participants — and their shareholders — benefit from insights from CLIPS

“...We continue to focus on balancing price and retention in this competitive market...Of the various commercial lines industry pricing surveys, we favor the Willis Towers Watson CLIPS survey because of its data collection methodology...”

— Participating company CFO, Quarterly Earnings Conference Call

How to find out more



Alejandra Nolibos FCAS, MAAA

Senior Director

Miami

Phone: 786 552 1130

E-mail: alejandra.nolibos@willistowerswatson.com



Jacob Roe FCAS, MAAA

Manager

Detroit

Phone: 248 936 7473

E-mail: jacob.roe@willistowerswatson.com

Visit www.willistowerswatson.com